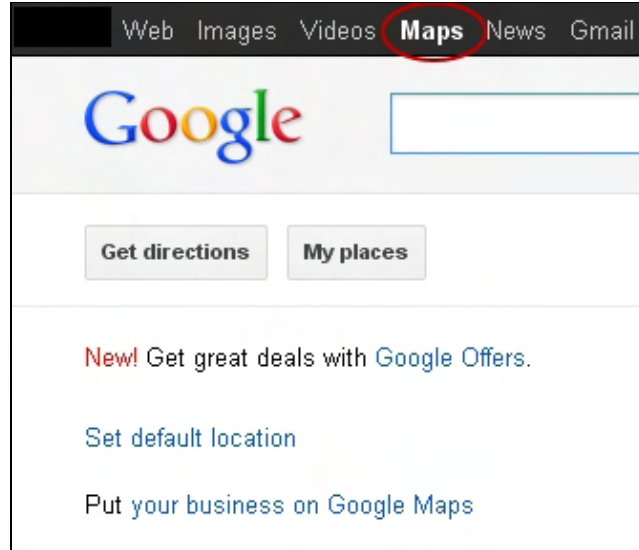
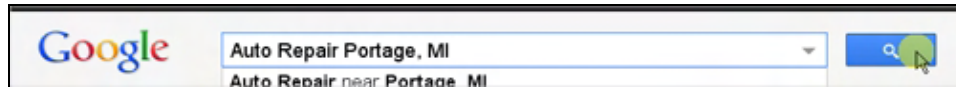


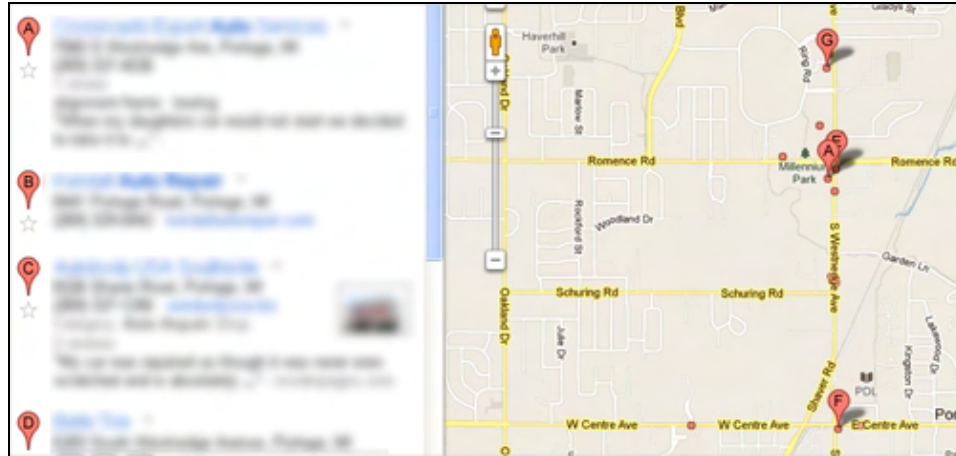
- 1 To find your Google Place, go to Google and click on "Maps." Google may already have a listing for you. You will need to claim the listing in order to use it.




- 2 Type in your industry and location. Click on the magnifying glass.



- 3 You will be taken to a Google Map. Listings with "pin balloons" are on the left. Map is on right.



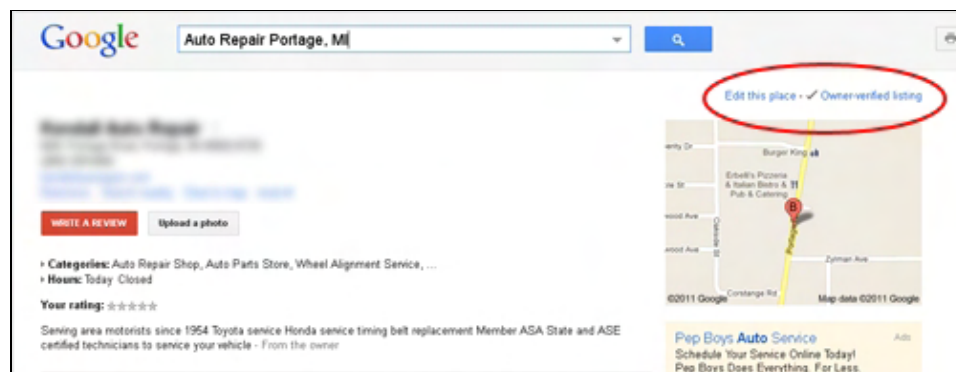
- 4 Find your business balloon and click on the name. This is the number one spot. I hope this is you.



- 5 This is the Google Places page. If the business has not claimed its Google Place, "Business owner?" appears in the upper right corner. This owner has not.



- 6 Google Places page with Owner-verified listing



- 7 Click on "Business owner?" to claim your Google Place

